



Industry Statistics

Q1 2017

Emerging Markets Private Capital Fundraising and Investment

About EMPEA

EMPEA is the global industry association for private capital in emerging markets. We are an independent non-profit organization. We have over 300 member firms, comprising institutional investors, fund managers and industry advisors, who together manage more than US\$1 trillion of assets and have offices in more than 100 countries across the globe. Our members share EMPEA's belief that private capital is a highly suited investment strategy in emerging markets, delivering attractive long-term investment returns and promoting the sustainable growth of companies and economies. We support our members through global authoritative intelligence, conferences, networking, education and advocacy.

Robert W. van Zwieten | *President & Chief Executive Officer*

Phillip Reid | *Chief Financial Officer*

Shannon Stroud | *Vice President, Programs & Business Development*

Randy Mitchell | *Vice President, Strategic Engagement*

Ann Marie Plubell | *Vice President, Regulatory Affairs*

Holly Radel | *Vice President, Marketing & Communications*

Kyoko Terada | *Vice President, Membership & Industry Partners*

Jeff Schlapinski | *Director, Research*

Abigail Beach | *Manager, Strategic Engagement*

Olivia Drouhaut | *Manager, Programs & Business Development*

Aaron Sayama | *Manager, Programs & Business Development*

Luke Moderhack | *Senior Research Analyst*

Rae Winborn | *Senior Research Analyst*

Isabelle Diop | *Research Analyst*

Kevin Horvath | *Research Analyst*

Leela Vosko | *Associate, Marketing & Communications*

Michele Rucker | *Coordinator, Marketing & Communications*

Anastasia Pechler | *Coordinator, Membership & Industry Partners*

Camden Walker | *EA to the President & CEO, Office Manager*

Michael Barth | *Senior Advisor*

David Creighton | *Senior Advisor*

Pat Dinneen | *Senior Advisor*

Sanjiv Kapur | *Senior Advisor*

Jamil Kassum | *Senior Advisor*

André Roux | *Senior Advisor*

Peter Tropper | *Senior Advisor*

Kelly Williams | *Senior Advisor*

Barış Öney | *Country Representative – Turkey*

Announcements & Acknowledgements

Important Update to EMPEA's Research Methodology

Please note that this release incorporates several changes to EMPEA's research methodology. Afghanistan and Pakistan are now included in Emerging Asia, rather than MENA, regional totals. In addition, unless otherwise specified, EMPEA's data and statistics now include expanded coverage of private infrastructure and real assets and private credit funds, in addition to previously reported private equity activity.

For more information, please see our full Research Methodology at the end of this report or click here: <http://empea.org/data-methodology/>.

Acknowledgments

EMPEA would like to acknowledge Industry Partners who were consulted during the compilation of our Industry Statistics: the African Private Equity and Venture Capital Association (AVCA), Asociación Mexicana de Capital Privado (AMEXCAP), Associação Brasileira de Private Equity & Venture Capital (ABVCAP), Association Marocaine des Investisseurs en Capital (AMIC), Czech Private Equity & Venture Capital Association (CVCA), Hong Kong Venture Capital & Private Equity Association (HKVCA), Latin American Private Equity & Venture Capital Association (LAVCA) and the Polish Private Equity and Venture Capital Association (PSIK). We thank these Industry Partners for their support.

Terms of Use

All material and underlying data contained within this presentation are the intellectual property of EMPEA. Any reference to the material must be properly cited with notation attributing EMPEA as the source.

Contact Us

For additional information, inquiries, or questions, please contact us at research@empea.net or call +1 202 524 6113.

Looking for Additional Data?

- EMPEA Members receive exclusive access to detailed reporting and analysis, including:
 - Fundraising and investment by region, sub-region and country;
 - Fund size distribution;
 - Listing of fund managers, funds, investments and exits;
 - Investment size distribution by region;
 - Investment by strategy and sector; and,
 - Cambridge Associates fund performance data.
- For additional information, please email the research team at research@empea.net or call +1 202 524 6113.

EMPEA Research Methodology

EMPEA's research methodology has been updated as of 2 November 2016. Afghanistan and Pakistan are now included in Emerging Asia, rather than MENA, regional totals. For any questions, please contact research@empea.net or +1 202 524 6113.

EMPEA's industry data and statistics provide an overview of fundraising, investment and exit activity among private alternative asset managers active in the emerging markets of Africa, Asia, Europe, Latin America and the Middle East. Unless stated otherwise, the information presented in EMPEA reports and data products is drawn from EMPEA's proprietary research database, FundLink, and is based on data obtained from surveys of industry participants, direct communications with fund managers, press releases, trade publications and exchanges with regional and local venture capital associations. Fundraising, investment and exit amounts in EMPEA reports have been confirmed wherever possible directly by fund managers. EMPEA updates historical data on a quarterly basis as new data from fund managers and other sources is compiled in FundLink. Any discrepancies between the aggregate statistics published by EMPEA and the constituent data on individual funds and transactions included in tables and raw data files can be attributed to confidential information that has been omitted from public reporting.

EMPEA's reporting covers activity by long-term, fixed-life, private, direct investment funds, backed by institutional investors, across the following three asset classes: private equity, private infrastructure and real assets and private credit—collectively “private funds” or “private capital”. EMPEA data and statistics exclude activity from real estate funds, funds of funds, secondaries funds, traditional investment holding companies, corporate strategic investors, government-owned or managed entities and captive investment vehicles, as well as funds investing primarily in publicly-traded equity or debt securities.

Funds:

Reported fundraising totals reflect only official closes (interim and/or final) as reported in primary and secondary sources or directly by fund managers. Capital commitments accruing prior to or between official closes are not included in reporting.

Investments:

EMPEA classifies investments into one of three asset classes—private equity, private infrastructure and real assets or private credit—and into one of the following deal types: buyout, growth, venture capital, PIPE, mezzanine or debt. Venture capital includes seed, early-stage and late-stage investments. When determining how an investment should be classified, EMPEA takes into account the typical investment strategy of the fund manager(s) involved, the type of security acquired, the reported round number or type of transaction, the development stage of the company at the time of investment, the company's business model and the type of product or service that the company provides. Secondary investments (both traditional and direct) are excluded from reporting. In addition, wherever possible, bank (acquisition) financing and co-investment from excluded entities (mentioned in the first section of this note) are excluded from reported investment values, both to ensure continuity across regions and to provide a more accurate picture of the scale and pace of capital deployment by the funds that are the primary focus of EMPEA's research.

EMPEA Research Methodology *(continued)*

Exits:

EMPEA does not publish aggregate statistics on exit activity due to significant selection bias in the reporting of these transactions. Accordingly, exit data included in EMPEA reports and data products should not be treated as a comprehensive picture of all emerging markets exit activity, but as a sampling of exits from a given market or time period.

Geographies:

EMPEA data and statistics are compiled based on the “market” approach.

Fundraising activity is categorized based on the countries, sub-regions or regions in which fund managers intend to invest, while investment activity is categorized based on the country headquarters of investee companies. For companies registered in offshore financial centers or developed markets, but operating exclusively or predominantly in emerging markets, investment activity is categorized based on the geographic footprint of the operations of investee companies. In the case of global or multi-regional funds, only those funds investing primarily in emerging markets are included in fundraising totals (e.g., pan-Asia funds with a significant portion of capital intended for investment in China and India). Country-dedicated fundraising data and statistics reflect only those funds with a single-country strategy or mandate. Target allocations to individual markets within a broader global or regional fund are not attributed to single-country fundraising totals.

Regions in this report are defined as:

- **Emerging Asia:** Asia Pacific, excluding Japan, Australia and New Zealand.

- **Central and Eastern Europe (CEE) and Commonwealth of Independent States (CIS):** European Union accession countries (2004), Southeastern Europe (excluding Greece) and Turkey, as well as Russia and other CIS countries.
- **Latin America:** Mexico, Central and South America and the Caribbean (excluding Puerto Rico and other overseas territories and departments).
- **Middle East and North Africa (MENA):** Gulf Cooperation Council (GCC), Iran, Iraq, Jordan, Lebanon, Palestinian Territories, Syria and Yemen, as well as North Africa (Algeria, Egypt, Libya, Morocco, Sudan and Tunisia).
- **Sub-Saharan Africa:** Africa, excluding North Africa as defined above.

Sectors:

EMPEA’s fund and company sector classifications are based on the Industry Classification Benchmark (ICB), which is owned by FTSE International Limited (FTSE). FTSE® is a trademark of the London Stock Exchange Group companies and is used by FTSE under license. FTSE does not accept any liability to any person for any loss or damage arising out of any error or omission in the ICB.

Abbreviations commonly used in EMPEA reports:

- EM – Emerging markets
- PE – Private equity
- VC – Venture capital
- GP – General partner (fund manager)
- LP – Limited partner (fund investor)

In some exhibits in EMPEA publications, percentage labels may not sum to 100% due to rounding. In all tables in which it appears, “N/A” denotes a confidential or otherwise undisclosed value.

Contents

- Three Takeaways from the Q1 2017 Data
 1. Capital Raised Increased 48% Year-on-Year in the First Quarter, But Fewer Funds Held Closes
 2. Consumer Services Deal Activity Rebounded Due to Renewed Competition in China and the Largest Polish Buyout on Record
 3. GPs Continue to Take Advantage of Dislocation in the Energy Sector, Particularly in Latin America
- Global Private Capital Overview
- EM Fundraising
- EM Investment
- Cambridge Associates PE & VC Fund Performance

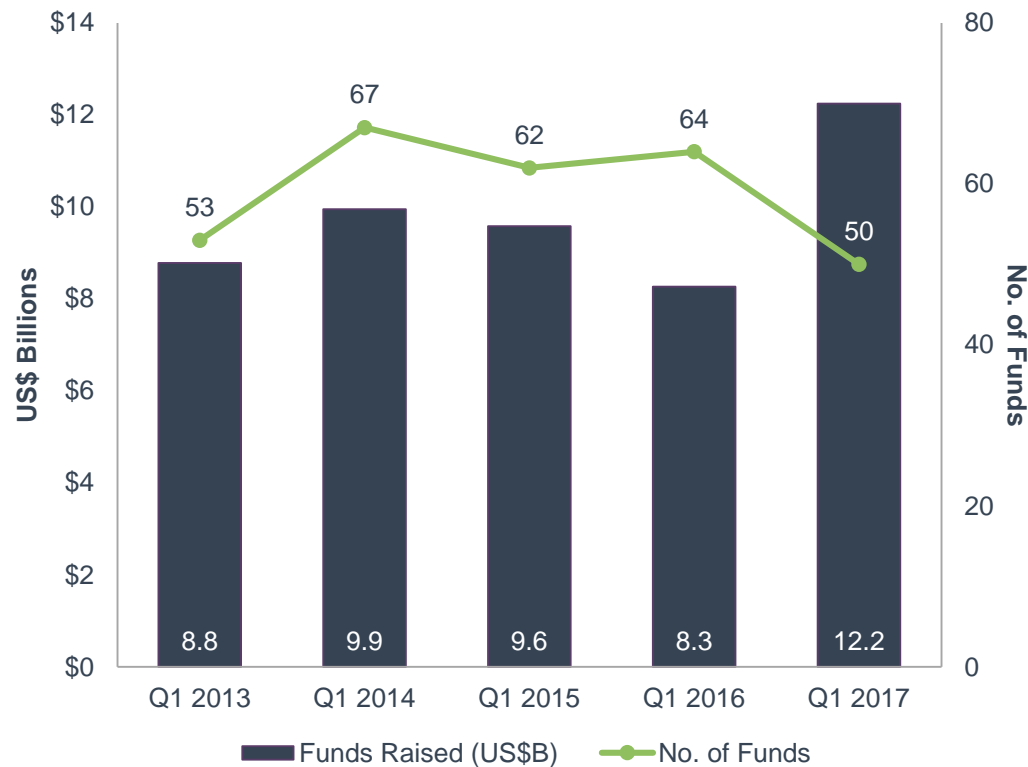
Q1 2017 Industry Statistics | Emerging Markets Private Capital

Three Takeaways

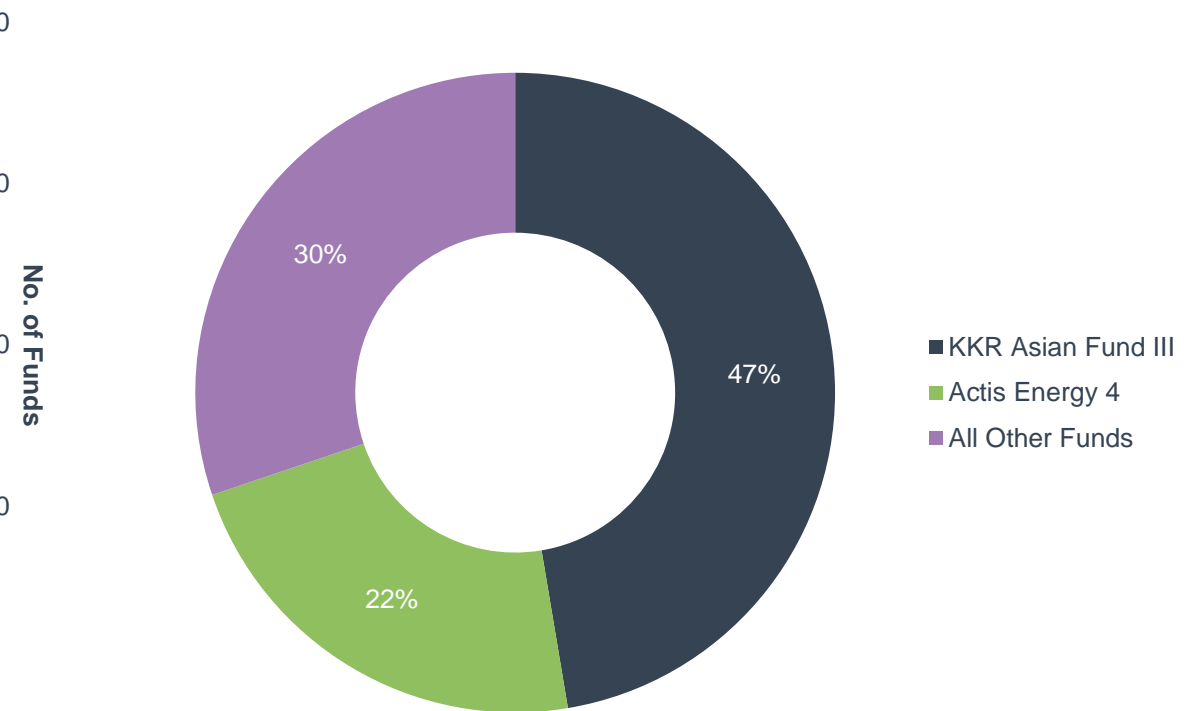
1. Capital Raised Increased 48%, Year-on-Year, in the First Quarter, But Fewer Funds Held Closes

KKR Asian Fund III and Actis's fourth pan-EM power fund, Actis Energy 4, collectively accounted for 70% of capital raised in Q1 2017

First-quarter Emerging Markets Fundraising, Q1 2013-Q1 2017



Emerging Markets Fundraising, Q1 2017 (% of Capital Raised)

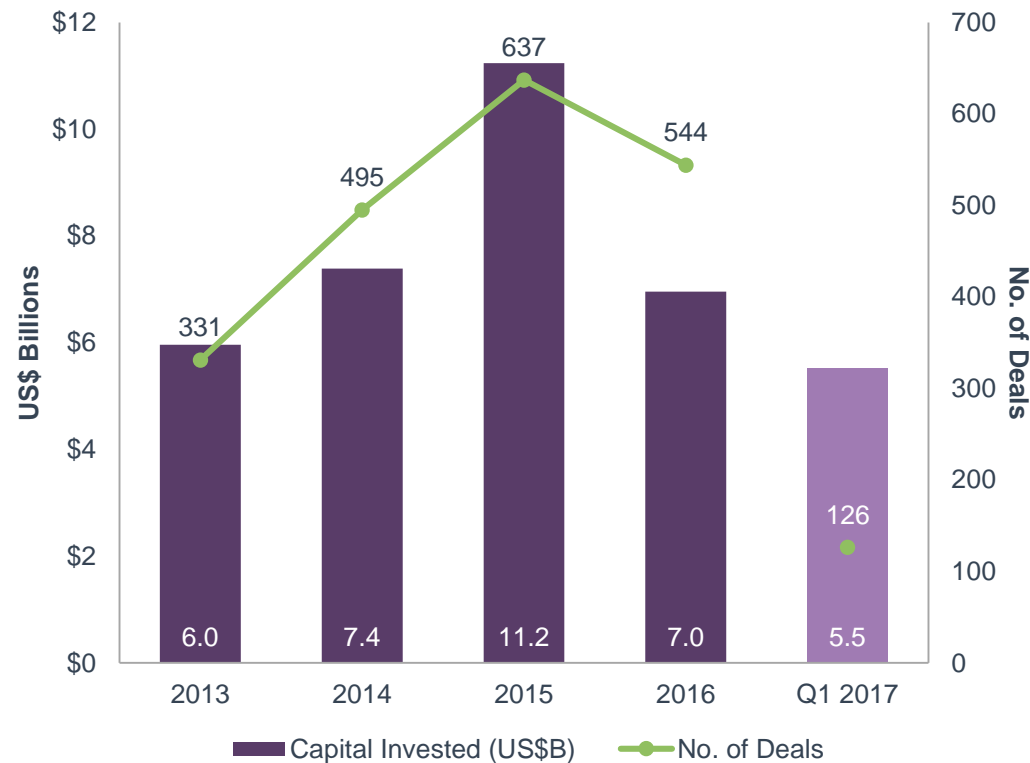


Note: Includes private equity, private credit, and private infrastructure and real assets. Data as of 31 March 2017. Published 11 May 2017.

2. Consumer Services Deal Activity Rebounded Due to Renewed Competition in China and the Largest Polish Buyout on Record

After falling 38% in 2016 compared to 2015, disclosed capital invested in consumer services equaled 79% of the full-year 2016 in Q1 2017

EM Consumer Services Investments, 2013-Q1 2017



Data as of 31 March 2017. Published 11 May 2017.

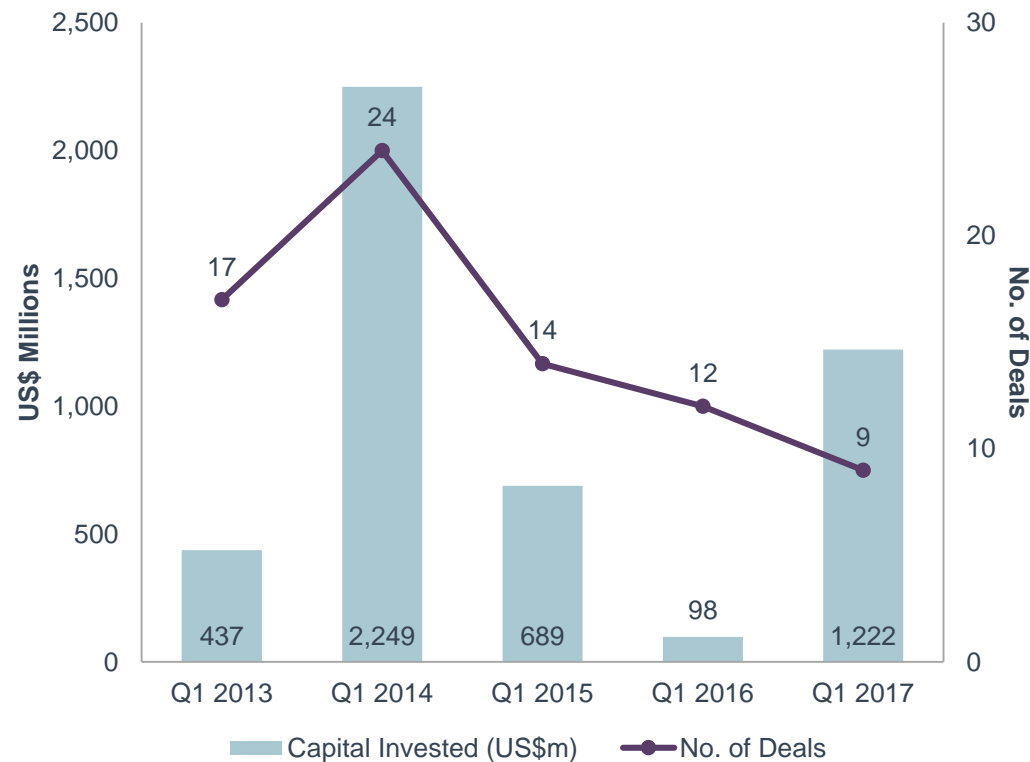
Largest Disclosed EM Consumer Services Investments, Q1 2017

Fund Manager(s)	Company Name	Country	ICB† Subsector	Investment Amount (US\$m)
Mid Europa Partners	Allegro	Poland	Specialized Consumer Services	2,007
Silver Lake, CDH Investments, Primavera Capital Management, Yunfeng Capital	Koubei	China	Specialized Consumer Services	1,100
Hillhouse Capital Management, Boyu Capital, CMC Capital Partners, IDG Capital Partners (IDGVC), Sequoia Capital, Xiang He Capital	iQiyi	China	Broadcasting & Entertainment	790
DST Global, Atomico, CITIC Private Equity Funds Management, Matrix Partners	Ofo	China	Travel & Tourism	450
Warburg Pincus, Hillhouse Capital Management, Sequoia Capital, TPG	Mobike	China	Travel & Tourism	215

3. GPs Continue to Take Advantage of Dislocation in the Energy Sector, Particularly in Latin America

Fund managers completed nine investments in the EM energy space with disclosed capital deployed of US\$1.2 billion in Q1 2017

First-quarter EM Energy Investments, Q1 2013-Q1 2017



Largest Disclosed EM Energy Investments, Q1 2017

Fund Manager(s)	Company Name	Country	ICB† Subsector	Investment Amount (US\$m)
Actis	Atlas Renewable Energy	Latin America Regional	Alternative Electricity	525
Southern Cross Group	Petrobras Chile Distribucion (PCD)	Chile	Integrated Oil & Gas	380
Denham Capital Management	Rio Energy	Brazil	Alternative Electricity	182

With energy companies active in Latin America like SunEdison and Petrobras facing financial distress and operational revamps, GPs have been able to take advantage of these special situations and acquire key assets.

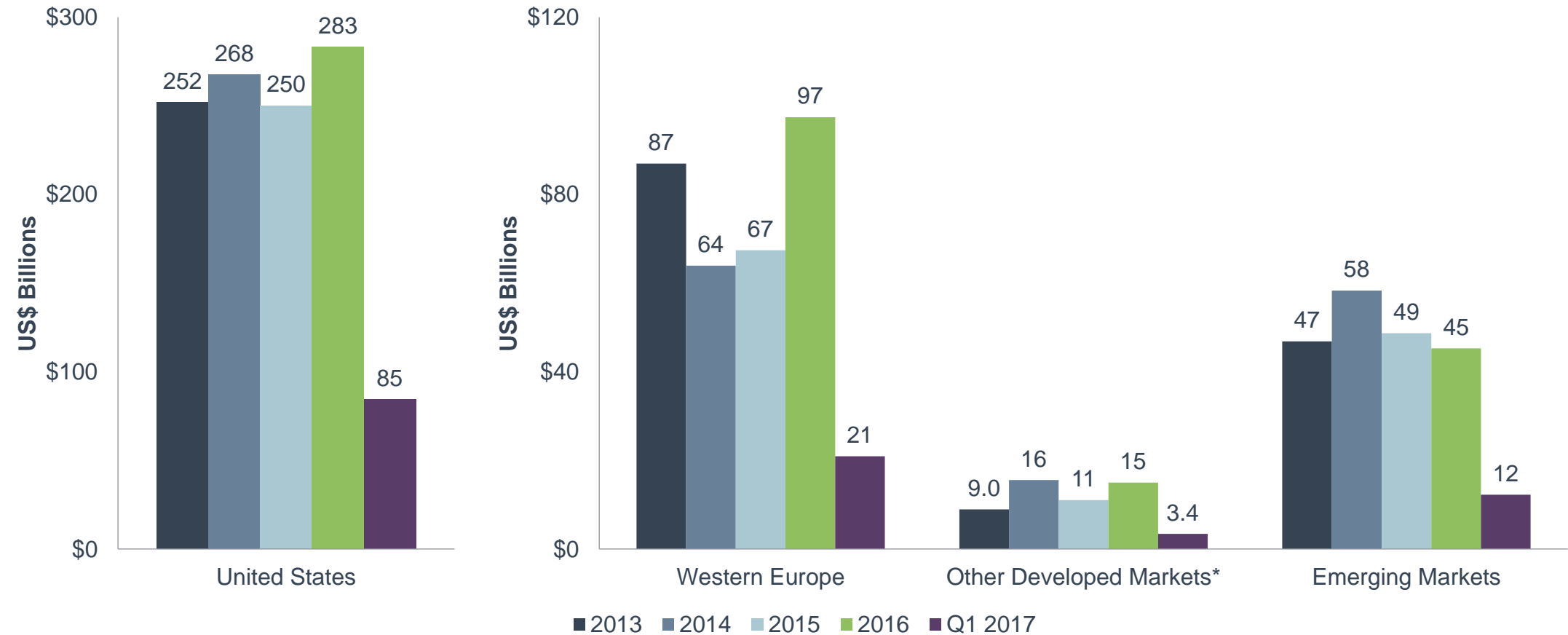
Note: Includes oil & gas, electricity and other energy-related companies. Data as of 31 March 2017. Published 11 May 2017.

Q1 2017 Industry Statistics

Global Private Capital Overview

Global Fundraising

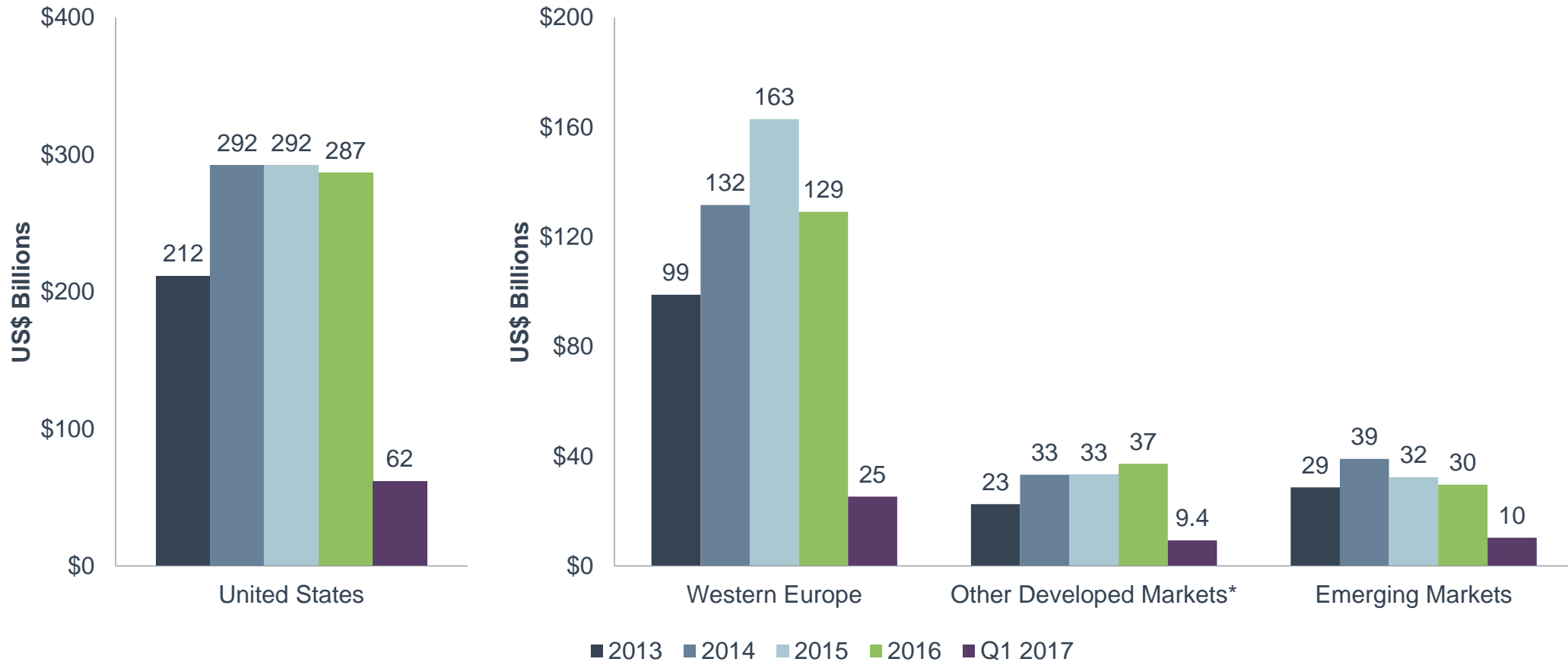
Note: Includes private equity, private credit, and private infrastructure and real assets.



*Includes Australia, Canada, Israel, Japan and New Zealand. Data as of 31 March 2017. Published 11 May 2017. Sources: Japan – APER; Australia and New Zealand – APER, Preqin; Canada, Israel, United States, Western Europe – PitchBook; EM – EMPEA.

Global Investment

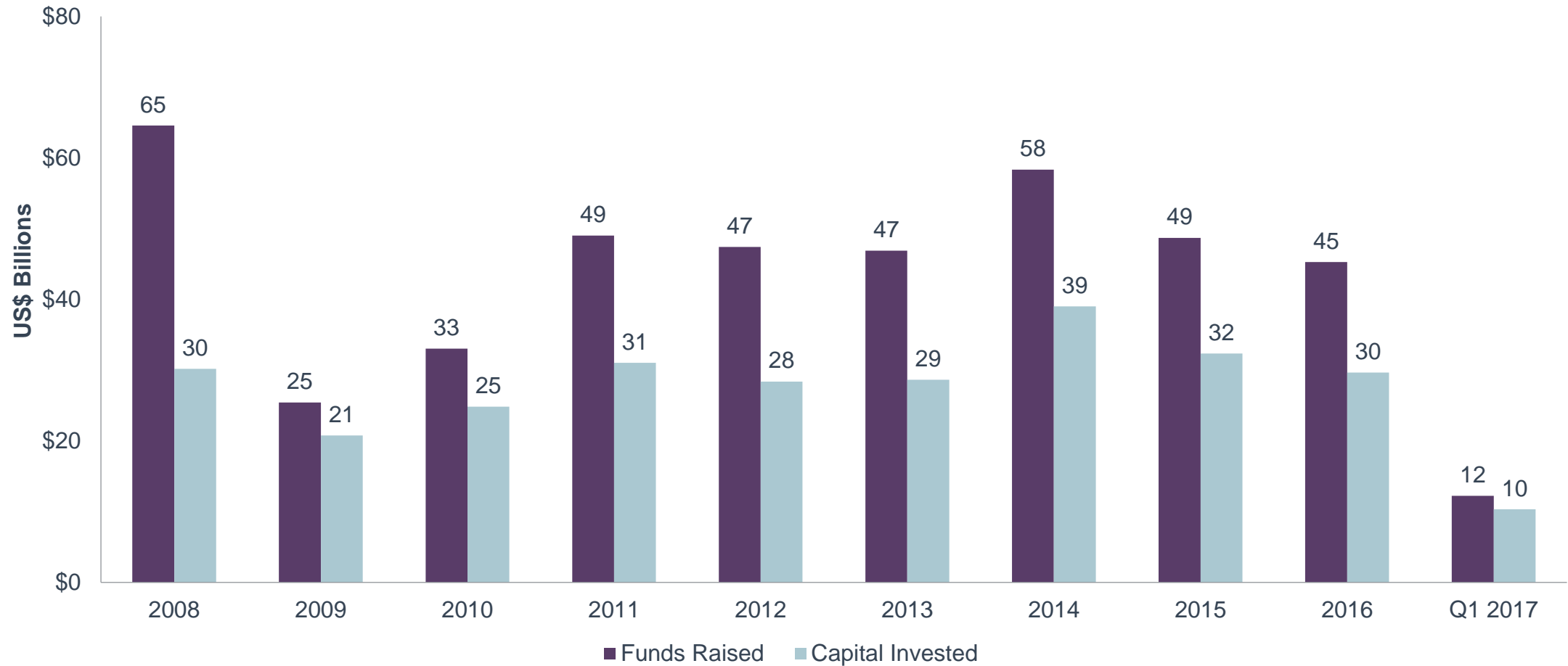
Note: Includes private equity, private credit, and private infrastructure and real assets.



*Includes Australia, Canada, Israel, Japan and New Zealand. Data as of 31 March 2017. Published 11 May 2017. Sources: Japan – APER; Australia and New Zealand – APER, Preqin; Canada, Israel, United States, Western Europe – PitchBook; EM – EMPEA.

EM Fundraising & Investment

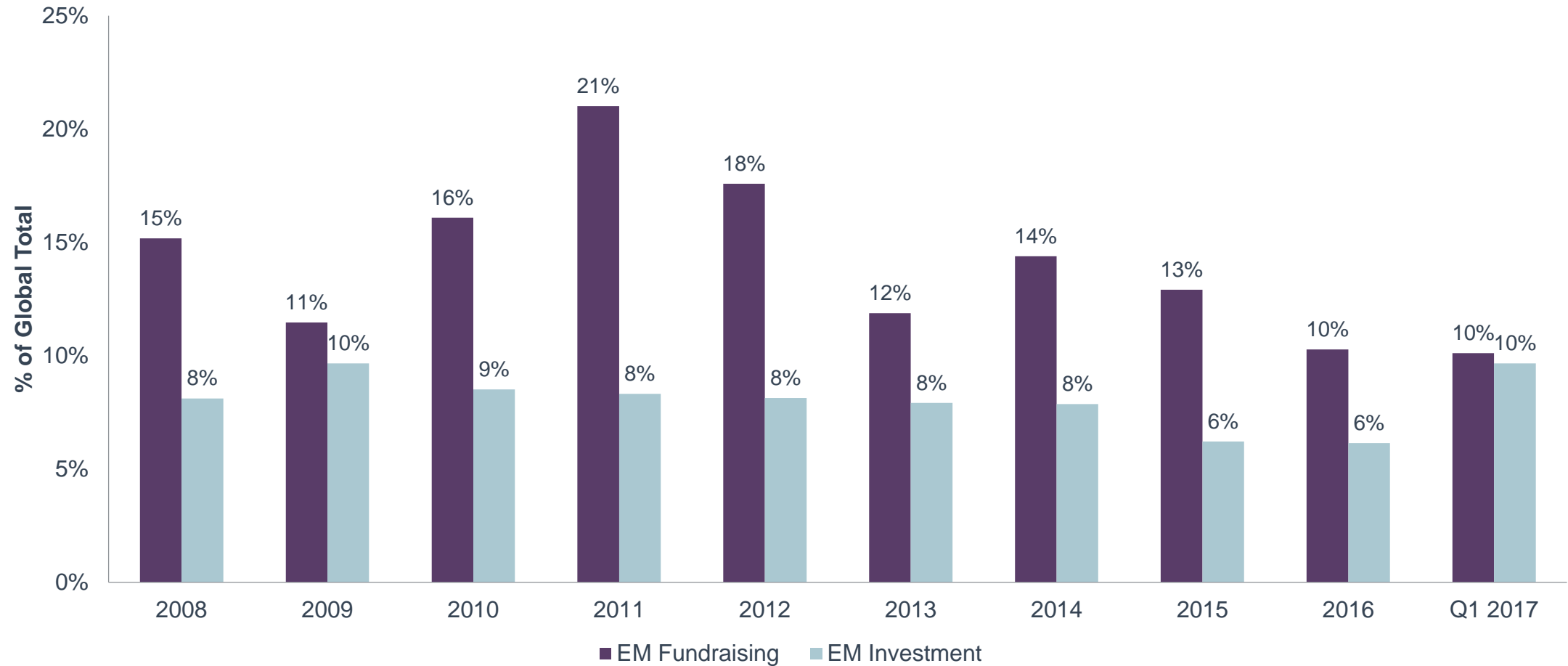
Note: Includes private equity, private credit, and private infrastructure and real assets.



Data as of 31 March 2017. Published 11 May 2017.

EM Fundraising & Investment as % of Global Total

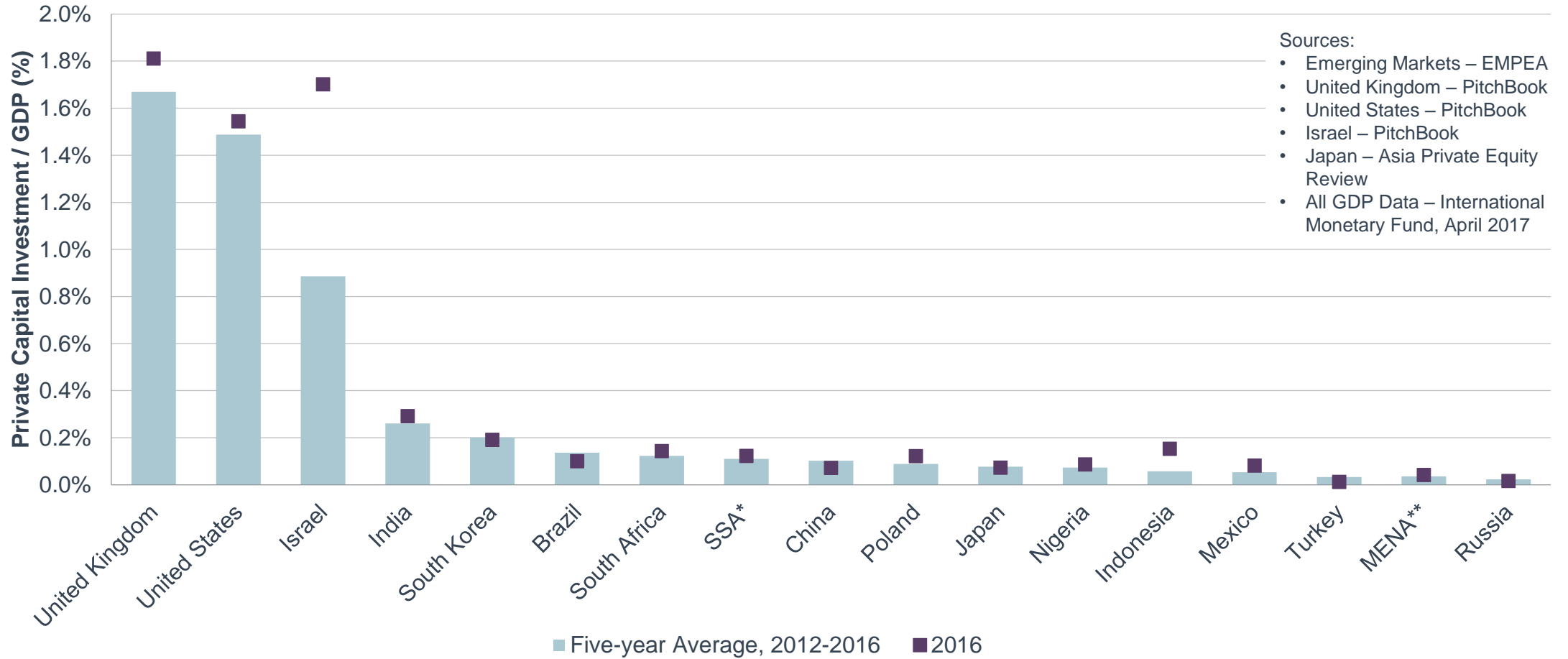
Note: Includes private equity, private credit, and private infrastructure and real assets.



Data as of 31 March 2017. Published 11 May 2017.

Global Private Capital Penetration

Note: Includes private equity, private credit, and private infrastructure and real assets.



*Sub-Saharan Africa. **Middle East & North Africa. Data as of 31 March 2017. Published 11 May 2017.

Disclaimer

This information is intended to provide an indication of industry activity based on the best information available from public and proprietary sources. EMPEA has taken measures to validate the information presented herein but cannot guarantee the ultimate accuracy or completeness of the data provided. EMPEA is not responsible for any decision made or action taken based on information drawn from this report.



2600 Virginia Avenue NW • Suite 500 • Washington, DC 20037-1905 USA

Phone: +1 202 333 8171 • Fax: +1 202 333 3162 • Web: empea.org

© EMPEA 2017. All rights reserved.